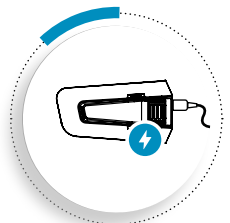


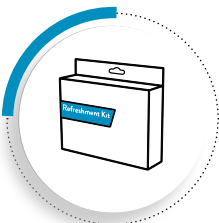


# GET IN GEAR FOR RIDING SEASON



## STEP 01

Re-fuel your Cardo unit or consider upgrading to the latest Cardo communicator.



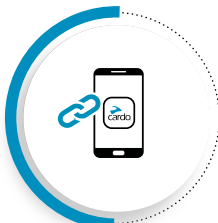
## STEP 02

Check if it's time to revamp your unit with the [Cardo Refreshment Kit](#).



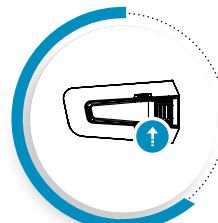
## STEP 03

Update the Cardo Connect App on your phone.



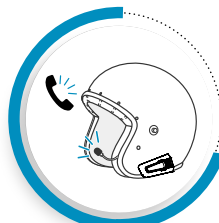
## STEP 04

Check phone pairing to the Cardo Connect App.



## STEP 05

Update your unit with the latest software version via the Cardo Update software for PC or Cardo Connect App.



## STEP 06

Check mic functionality by making a phone call using the unit.



## STEP 07

Speaker should be placed directly opposite your ear canal and test the functionality by streaming music.



**COUNT DOWN THE DAYS TILL YOUR NEXT RIDE!**



Re-familiarize yourself with your Cardo unit by reading the Pocket Guide and view our [YouTube tutorials](#).



cardosystems.com



# QUICK SET-UP GUIDE



On / Off



Pair Mobile Phone



Cardo Connect Mobile App



Pairing Cardo Units



Cross-Brand Connectivity

Connect Your Cardo to Any Bluetooth Unit

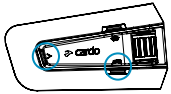


Factory Reset

Press for



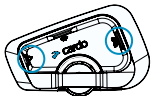
PACKTALK EDGE/NEO



PACKTALK SLIM



FREECOM 4x/2x



SPIRIT/SPIRIT HD



1. Initiate Pairing

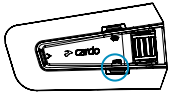
Press for



Flash



PACKTALK EDGE/NEO



PACKTALK SLIM



FREECOM 4x/2x



SPIRIT/SPIRIT HD



2. Search for Bluetooth devices



Paired Successfully, Flash



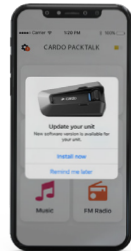
1. Install App



2. Register



3. Update Unit Software



Grouping in DMC Mode:

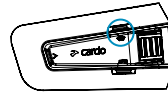
1. Initiate Pairing

Press for



Rapid Flash

PACKTALK EDGE/NEO



PACKTALK SLIM



Only for SLIM, the group admin needs to:

Tap Once

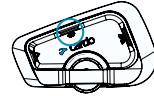


Flash

Paired Successfully, Flash

Pairing in BLUETOOTH Mode:

FREECOM 4x/2x



SPIRIT/SPIRIT HD



Initiate intercom pairing on both units:

Press for



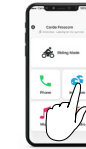
Rapid Flash

Paired Successfully, Solid

1. Non Cardo device pair through its own "universal pairing" channel. If not supported, initiate mobile-phone pairing.



PACKTALK EDGE/NEO

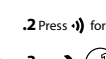


- Select Intercom
- Select Bluetooth
- Select Pair

PACKTALK SLIM



- Press for
- TAP



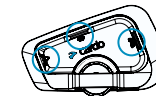
Rapid Flash

Flash

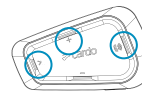
Paired Successfully, Flash

\*DOES NOT SUPPORT OBI

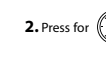
FREECOM 4x/2x



SPIRIT/SPIRIT HD



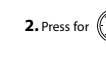
- Press for



Rapid Flash

Paired Successfully, Flash

- Press for



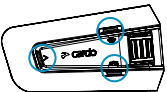
Rapid Flash

Paired Successfully, Solid

Press for



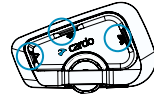
PACKTALK EDGE/NEO



PACKTALK SLIM



FREECOM 4x/2x



SPIRIT/SPIRIT HD



cardosystems.com

SOUND BY



WATERPROOF

OPERATED BY NATURAL VOICE

DYNAMIC MESH COMMUNICATION